



St Joseph's Catholic Primary School: Fine Motor Activities

Threading



Threading through a sieve with pipe cleaners



Threading pipe cleaners through buttons/ gems



Threading beads on a sting



Threading through animals/ shapes (string)



Threading through cut up straws/ pasta



Threading through leaves with string/ pipe cleaners



Threading onto cocktail sticks held by playdough




Threading pipe cleaners through holes



Threading numbers of beads onto pipe cleaners/ sticks

Pulling Elastic Bands



Pulling elastic bands on Geo Boards for 2D shapes (can be DIY)



Wrapping elastic bands around tubes



Wrapping elastic bands around corkscrews to make a boat



St Joseph's Catholic Primary School: Fine Motor Activities

Placing/ Sticking



Using buttons to create patterns, letters or numbers



Using stickers to make patterns



Making pictures using gems/ stickers or buttons



Placing marbles on Duplo holes



Put the right number of cereals on each of the legs



Cutting and sticking for collage

Rolling playdough



Rolling playdough into the correct number of balls



Rolling playdough and sticking in and bending pipe cleaners to make a rainbow



Rolling playdough into the correct shape for numbers/ letters



Making playdough balls and putting in sticks (you can put the correct number of items on eachstick)



Rolling out the number of feathers for birds feathers or legs for creatures



Putting lolly sticks/ straws in the playdough to make letters or numbers




St Joseph's Catholic Primary School: Fine Motor Activities

Pinching



Clipping pegs onto number cups



Clipping pegs to make different patterns



Using pegs to put the correct colour gems into pots



Sorting animals/ teddies into colour bottle tops (tweezers)



Matching numbers in digits to words



Matching numbers of pegs to the numbers written on a leaf



Putting pom-poms into jars using tweezers



Clipping onto word cards



Putting the number of pom-poms in cupcake holders



Using pegs to pick up cotton wool or pom-poms to print with



Pick up pieces of wool (bugs) and feed to birds/ frog using tweezers



Match the dots to the numbers on the pegs



St Joseph's Catholic Primary School: Fine Motor Activities

Dotting and using cotton buds



Using cotton buds to print letters, words and numbers



Put paint in a sealed bag and use the cotton bud to write



Printing pictures/ patterns using cotton buds



Tracing over numbers/ letters written in chalk with wet cotton buds



Write words/ numbers/ letters in shaving foam using cotton buds



Putting cotton buds through cut out straws



Putting cotton buds through holes (sieves/ pots/ tubs)



Painting with cotton buds on tinfoil



Pushing cotton buds into playdough




Cutting



Cutting cupcake holders to make flowers



Cutting out a patterned snake and then colouring it. You could use the cotton buds to paint.



Covering a picture with green paper (vertical lines). Get them to cut down the lines so can see the hidden picture.



Cutting down lines of kitchen rolls to make creature heads or cutting upwards to make an octopus



Cutting along lines



Cutting along cards/ pictures/ leaves and then putting the puzzle back together



Cutting out a cloud and adding colour strips (rainbow)



Cutting out feathers and adding the slices at the sides



Cutting out hair cuts for different faces



Pipette



Adding different food colouring water to make colours inside coffee filters/ tissue paper



Using droplets to melt ice cubes




Mixing primary colours to make different colours



Dropping water into Lego/ Duplo using the pipette



Filling bottle tops with water from the pipette. How many drops until it sinks?



Dropping food colouring on salt and glue with the pipette



Make patterns with drops, using control for letters/ numbers



Putting the drops in the correct ice cube hole (use pompoms for colour)



Colour matching water and bottle tops using the pipette



Lolly Sticks




Clipping letters onto phonemes to make words



Adding magnetic strips to lolly sticks and then attaching paper clips to them



Putting letters and sounds in playdough to make words



Making shapes/ letters with sticks



Ordering numbers on playdough



Reading words/ answering questions and then putting them in hole